

## DataSheet

### SHS800 Series Handheld Digital Oscilloscope

SHS820/SHS815/SHS810/SHS806



### Application Domain

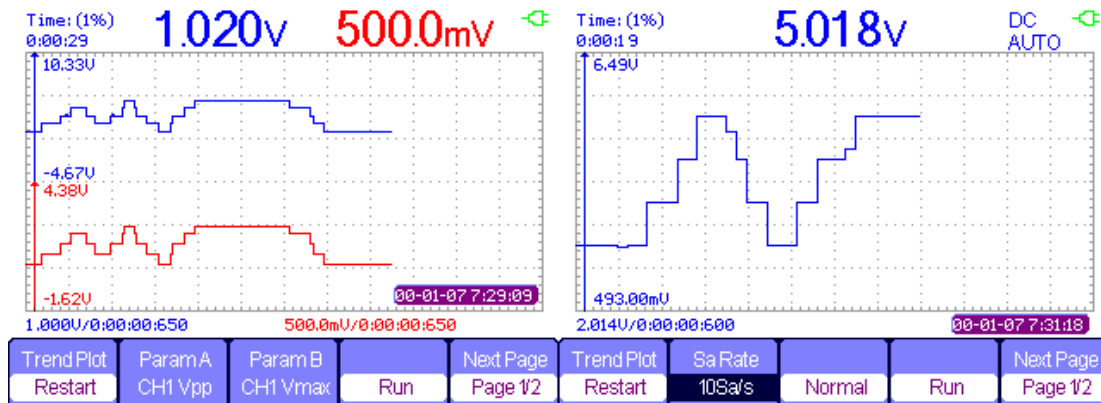
- ◆ Outdoor measure
- ◆ Circuit measure
- ◆ Wind power, PV power and other new energy equipment test
- ◆ Automotive electron, electric automobile test
- ◆ Electric power system, strong electricity test
- ◆ Industry scenes electric debug testing and measuring
- ◆ Education and science research
- ◆ Quality control

## Features & Benefits

- ◆ Dual-input,combine oscilloscope, Multimeter and recorder (including TrendPlot and waveform Recorder) in one unit
- ◆ Input voltage: input voltage through BNC is up to CAT II 300V and CAT III 150V  
Standard probe: 10X CAT II 400V  
Optional probe: 10X CAT II 1000V and 10X CAT III 600V  
Oscilloscope and multimeter safety grade is up to CAT II 600V and CAT III 300V
- ◆ 5.7 inch TFT color LCD display
- ◆ Max. 200MHz Bandwidth, 1GSa/s real-time sampling rate single channel, up to 50GSa/s equivalent sampling rate
- ◆ With 6000 dots display resolution Multimeter and provides measurements of DCV, ACV, DCI, ACI, Resistance, Diode, Capacitance and Continuity
- ◆ Support Scope TrendPlot, Meter TrendPlot and Scope Recorder
- ◆ Trigger modes :Automatic , Normal and Single  
Trigger types: Edge, Pulse, Video, Slope and Alternative
- ◆ 32 automatic measurements, 3 cursor measure modes
- ◆ 4 digital filter mode: Low pass,High pass, Band pass, Band limit
- ◆ Math functions: +, -, ×, ÷, FFT operations
- ◆ Multiple Language User Interface
- ◆ Standard configuration interface: USB Device,USB Host
- ◆ Support USB storage and update; support PC remote control and PictBridge print
- ◆ Rechargeable Li battery pack,compact,portable,fit for outdoor operation

## TrendPlot

- ◆ Scope TrendPlot records scope measurement data, 800K points capacity, more than 18 hours recording time
- ◆ Meter TrendPlot records multimeter measurement data, 1.2M points recording length, recording time as long as 6000 hours at 0.05Sa/s
- ◆ Real-time saving measuring data,which can be outputted to U memery,used for second research and analyzing
- ◆ Two display modes, 'ALL' and 'NORMAL'; support zoom and cursor
- ◆ Support recording real time



Scope TrendPlot

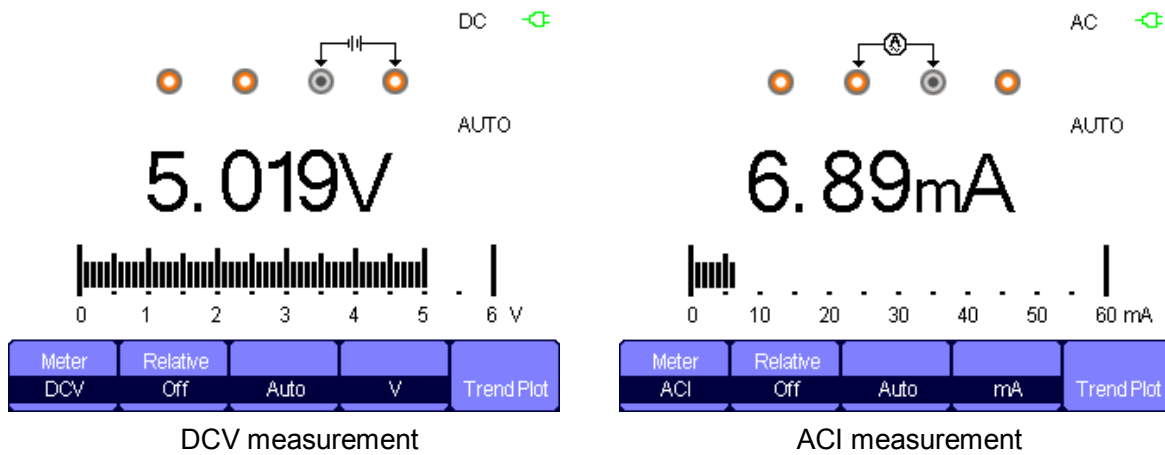
Meter TrendPlot

## Scope Recorder

- ◆ Recording scope waveform continually in scan mode
- ◆ Support recording, replay and zoom function
- ◆ 7M points memory depth, 18 hours recording time
- ◆ Maximum 4GB in USB storage mode, 3000hours recording time

## Multimeter

- ◆ 6000 counts high precision Multimeter
- ◆ Providing measurements of DCV, ACV, DCI, ACI, Resistance, Diode, Capacitance, Continuity



## Specification

Scope				
Type	SHS806	SHS810	SHS815	SHS820
Bandwidth	60MHz	100MHz	150MHz	200MHz
Rise Time	≤5.8ns	≤3.5ns	≤2.3ns	≤1.7ns
Input Impedance	1MΩ±2%, 18pf±3pf			
Real Time Sampling Rate	Single Channel: 1GSa/s, Double Channels: 500MSa/s			500MSa/s
Equivalent Sampling Rate	50GSa/s			
Time Base Range	5 ns/ div ~ 50s/ div	2.5 ns/ div ~ 50s/ div		
Scan Range	100ms/ div ~ 50s/ div			
Vertical Sensitivity	2mV/div ~ 100V/div(1-2-5 step)			
Vertical Resolution	8 bits			
Trigger Types	Edge, Pulse, Video, Slope, Alternative			
Frequency Counter	6 bits			
Connection	USB Device, USB Host			
Math	+, -, *, /, FFT			
Oscilloscope Trend Plot	800K points			

**Meter**

Maximum Resolution	6000 counts		
Function	Range	Resolution	accuracy
DC Voltage	60.00 mV	10uV	(±1%±15digit)
	600.0mV	100uV	(±1%±5digit)
	6.000V	1mV	
	60.00V	10mV	
	600.0V	100mV	
	1000 V	1V	
AC Voltage (20Hz~400Hz)	60.00 mV	10uV	(±1%±15digit)
	600.0mV	100uV	(±1%±5digit)
	6.000V	1mV	
	60.00V	10mV	
	600.0V	100mV	
	750 V	1V	
DC Current <sup>[1]</sup>	60.00 mA	10uA	(±1.5%±5digit)
	600.0mA	100uA	
	6.000 A	1mA	(±2%±5digit)
	10.00 A	10mA	
AC Current <sup>[2]</sup> (20Hz~400Hz)	60.00 mA	10uA	(±1.5%±5digit)
	600.0mA	100uA	(±2%±5digit)
	6.000 A	1mA	(±3%±5digit)
	10.00 A	10mA	
Resistance	600.0Ω	0.1Ω	(±1%±5digit)
	6.000KΩ	1Ω	
	60.00KΩ	10Ω	
	600.0KΩ	100Ω	
	6.000MΩ	1kΩ	
	60.00MΩ	10kΩ	(±3%±5digit)
Capacitance	40.00nF	0.01nF	(±3%±10digit)
	400.0nF	0.1nF	(±4%±5digit)
	4.000uF	1nF	
	40.00uF	10nF	
	400.0uF	100nF	
Diode	0~2V		
Continuity	<50Ω Buzzer sounds		

**Note: [1],[2] For rank A range, the measurement time should be less than 10s, the interval time should be more than 15 minutes.**

# Technical Specifications

## Oscilloscope

Acquisition System	
Sampling Types	Real time, Equivalent
Sampling Mode	Sampling, Peak detection, Average
Average Times	4, 16, 32, 64, 128, 256

Input System		
Input Coupling	AC, DC, GND	
Input Impedance	1MΩ±2%, 18pf±3pf	
Probe Attenuation Factor	1X, 10X	
Probe Attenuation Factors Set	1X, 5X, 10X, 50X, 100X, 500X, 1000X	
Max. Voltage From BNC ( Reference BNC Cover )	CAT II	300Vrms
	CAT III	150Vrms
Standard Probe 10X	CAT II	400Vrms
Optional Probe 10X	CAT II	1000Vrms
Max. Floating Voltage From Multimeter Reference to Earth Ground	CAT II	600Vrms
	CAT III	300Vrms
Single Channel Common Mode Rejection Ratio	>100:1 50MHz	
Channel-to-Channel Isolation	>35dB	

Horizontal System					
Real time Sample Rate		Single Channel :50Sa/s~1GSa/s Double Channels: 50Sa/s~500MSa/s			
Interaction Mode		x, Sinx			
Memory Depth	SHS806 SHS810 SHS815	Channel Mode	Sample Rate	Normal	Long Memory
		Single Channel	1GSa/s	40kpts	Non-support
		Single Channel	≤ 500MSa/s	20kpts	2 Mpts
	Double Channels	≤ 500MSa/s	20kpts	1 Mpts	
	SHS820	Single Channel:32Kpts; Double Channel:16Kpts			
Display Mode		MAIN, WINDOW ZOOM, SCAN, X-Y			
Time Base Accuracy		±50ppm (measured over 1ms interval)			
Horizontal Scan Range		2.5ns/div ~ 50s/div (SHS820) 2.5ns/div ~ 50s/div (SHS815) 2.5ns/div ~ 50s/div (SHS810) 5.0ns/div ~ 50s/div (SHS806) Scan mode: 100ms/div ~ 50s/div (1-2.5-5 step )			

<b>Vertical System</b>	
Vertical Sensitivity	2mV/div – 100V/div(1-2-5 step )
Channel Voltage Offset Range	2mV-200mV: ±1.6V 206mV-10V: ±40V 10.2V-100V: ±400V
Vertical Resolution	8 bit
Channels	2
Analog Bandwidth	200MHz (SHS820) 150MHz(SHS815) 100MHz (SHS810) 60MHz(SHS806)
Lower Frequency(AC-3dB)	≤10Hz
DC Gain Accuracy	5mv/div-100v/div:≤±3% 2mv/div:≤±4%
DC Measurement Accuracy ≤200mv/div	±[3.0%*(  reading  +  offset  )+1% * offset +0.2div+2mV]
DC Measurement Accuracy > 200mv/div	±[3.0%*(  reading  +  offset  )+1% *  offset +0.2div+100mV]
Rise Time	≤1.7ns (SHS820) ≤2.3ns (SHS815) ≤3.5ns (SHS810) ≤5.8ns (SHS806)
Vertical Input Coupling	AC, DC, GND
Math Operation	+, -, *, /, FFT
FFT	Window Mode: Hanning, Hamming, Blackman, Rectangular
	Sampling: 1024 points
Bandwidth Limit	20MHz (-3dB)

<b>Trigger System</b>	
Trigger Types	Edge, Pulse Width, Video, Slope, Alternative
Trigger Source	CH1, CH2
Trigger Modes	Auto, Normal, Single
Trigger Coupling	AC, DC, LF Reject, HF Reject
Trigger Level Range	CH1, CH2: ±6 divisions from center of screen
Trigger Displacement	Pre-trigger: Memory depth/(2*sampling) Delay Trigger: 268.04div
Holdoff Range	100ns – 1.5s
Edge Trigger	Edge Type: Rising, Falling, Rising and Falling
Pulse Width Trigger	Trigger Modes: (>, <, =) Positive Pulse Width, (>, <, =)Negative Pulse Width
	Pulse Width Range: 20ns – 10s
Video Trigger	Support Signal Formats: PAL/SECAM, NTSC
	Trigger Condition : Odd Field, Even Field, All Lines, Line Num
Slope Trigger	(>, <, =) Positive slope, (>, <, =) Negative slope
	Time: 20ns-10s
Alternative Trigger	CH1 Trigger Type: Edge, Pulse, Video, Slope
	CH2 Trigger Type: Edge, Pulse, Video, Slope

<b>X-Y Mode</b>	
X-Pole Input /Y-Pole Input	Channel 1 (CH1) / Channel 2 (CH2)
Sample Frequency	25Ksa/s~250MSa/s (1-2.5-5 step)

<b>Measurement System</b>	
Auto Measure (32 Types)	Vpp, Vmax, Vmin, Vamp, Vtop, Vbase, Vavg, Mean, Crms, Vrms, ROVShoot, FOVShoot, RPRESshoot, FPRESshoot, Rise time, Fall time, Freq, Period, +Wid, -Wid, +Dut, -Dut, BWid, Phase, FRR, FRF, FFR, FFF, LRR, LRF, LFR, LFF
Cursor Measure	Manual, Track and Auto

<b>Control Panel Function</b>	
Auto Set	Auto adjusting the Vertical system, Horizontal system and Trigger Position
Save/Recall	2 groups of referenced waveforms, 20 groups of setups,10 groups of captured waveforms internal save/recall function and USB flash driver storage function.

<b>Hard Ware Frequency Counter</b>	
Reading Resolution	1Hz
Range	DC Couple, 10Hz to MAX Bandwidth
Signal Types	Applying to all Trigger signals(Except Video Trigger)

### Multimeter

Maximum Resolution	6000 counts
Measure Function	DCV, ACV, DCI, ACI, Resistance, Diode, Capacitance, Continuity
Max Input Voltage	AC(Vrms): 750V (AC frequency :20Hz~400Hz)DC :1000V
Max Input Current	AC (Vrms) : 10A (AC frequency :20Hz~400Hz)DC : 10A
Impedance	10MΩ

### Recorder

<b>Scope TrendPlot</b>	
Display	All, Normal
Record Size	800K points, more than 18 hours
Record Channel	2 channels
Cursor, Zoom	Support
Manual Mode	Support

<b>Meter TrendPlot</b>	
Display	All, Normal
Record Size	1.2M points
Record Channel	1 channel
Cursor, Zoom	Support
Manual Mode	Support

<b>Scope Record</b>	
Function	Record scope waveforms, Replay recorded waveforms
Acquisition Mode	Scan Mode
Time	Record mode: recording time Replay mode: replay time
Sets	Viewer: full screen, split screen ; Replay mode: point, frame ; Record mode: continuous, single Save mode: Internal memory
Default	Viewer: split screen; Replay mode: point ; Record mode: continuous Save mode: Internal memory
Record Size	Total: 7M points Single channel: 7M points single channel Double channels: 3.5M points per channel
Record Manual	Start, Pause, Stop, Continue
Replay Manual	Start, Pause, Stop, Continue, Previous, Next,



## Generic Specification

Display System	
Display Mode	5.7 inch TFT color LCD
Resolution	320 horizontal by 234 vertical pixels
Display Color	24 bits
Display Contrast (Typical state)	150:1
Backlight Intensity (Typical state)	300nit
Waveform Display Range	8 x 12 div
Waveform Display Mode	Point, Vector
Persist	Off, 1 sec, 2 sec, 5 sec, Infinite
Menu Display	2 sec, 5 sec, 10 sec, 20 sec, Infinite
Screen-Saver	Off, 1min, 2min, 5min, 10min, 15min, 30min, 1hour, 2hour, 5hour
Waveform Interpolation	Sin(x), x
Color model	Normal , Invert
Language	Simplified Chinese, Traditional Chinese, English, Arabic, French, German, Russian, Spanish, Portuguese, Japanese, Korean, Italian

Power		
Line Power Adapter	Input voltage	100V-240V 50/60Hz
	Output voltage	9V 4A
Battery	7.4VDC, 5000mAh, persisting 5 hours	
Charge time	About 4 hours	

Environments		
Temperature	Operating	0~40℃
	Storage	-20℃~70℃
Cooling	Natural Cool	
Humidity	85%RH, 40℃	
Height	3000m	
Electromagnetic Compatibility	2004/108/EC Directive	
	Applicable standards EN 61326-1:2006	
	EN 61000-3-2:2006 + A2:2009/ EN 61000-3-3:2008	
Safety	2006/95/EC Low Voltage Directive	
	EN 61010-1:2010/EN 61010-031:2002+A1:2008	

Mechanical		
Size	length	259.5mm
	width	163.2mm
	height	53.3mm
Weight	1.5Kg	

**Type Selections:**

Product Type	Bandwidth	Real Time Sampling Rate
<b>SHS820</b>	<b>200MHz</b>	<b>500MSa/s</b>
<b>SHS815</b>	<b>150MHz</b>	<b>1GSa/s</b>
<b>SHS810</b>	<b>100MHz</b>	<b>1GSa/s</b>
<b>SHS806</b>	<b>60MHz</b>	<b>1GSa/s</b>

**Standard accessories:**

A 9V, 4A, power adapter

Two 1X/10X oscilloscope probes

Two test leads for multimeter

Probe calibration accessory


A USB data transmitting cable

User Manual

Warranty Card

A CD of Easyscope used for PC control

**Optional probe**



100MHz high-voltage safety probe CAT II 1000V,CAT III 600V

200MHz high-voltage safety probe CAT II 1000V,CAT III 600V

**Contact us**

To obtain service,warranty or technical assistance,please contact us directly:

**SIGLENT TECHNOLOGIES CO., LTD**

**Add: 3/F, Building 4, Antongda industry area, 3rd LiuXan Rd, Baona District, ShenZhen, China.**

**Tel: 0086 755 3661 5186**

**E-mail:sales@siglent.com**

**Http://www.siglent.com**