



# SPD3303-C Power Supply is stuck in Constant Current (CC) mode

November 09, 2018



The most common reason that the SPD3303-C is stuck in constant current mode (CC.. indicated by a red LED between the channel outputs) is an incorrect voltage setting on the inputs.

Here is a picture of the voltage settings at 220 V, but with 120 V input power:



Note that with no load attached, the supply still indicates that the output is in constant current mode. This is a false indication due to the incorrect value of the MAINS input selection switches.

With the correct voltage selected (120 V, in this case), the unit is operating as expected:





### **North American Headquarters**

SIGLENT Technologies NA  
6557 Cochran Rd Solon, Ohio 44139  
Tel: 440-398-5800  
Toll Free: 877-515-5551  
Fax: 440-399-1211  
[info@siglent.com](mailto:info@siglent.com)  
[www.siglentamerica.com/](http://www.siglentamerica.com/)

### **European Sales Offices**

SIGLENT TECHNOLOGIES GERMANY GmbH  
Liebigstrasse 2-20, Gebaeude 14,  
22113 Hamburg Germany  
Tel: +49(0)40-819-95946  
Fax: +49(0)40-819-95947  
[info-eu@siglent.com](mailto:info-eu@siglent.com)  
[www.siglenteu.com](http://www.siglenteu.com)

### **Asian Headquarters**

SIGLENT TECHNOLOGIES CO., LTD.  
Blog No.4 & No.5, Antongda Industrial Zone,  
3rd Liuxian Road, Bao'an District,  
Shenzhen, 518101, China.  
Tel: + 86 755 3661 5186  
Fax: + 86 755 3359 1582  
[sales@siglent.com](mailto:sales@siglent.com)  
[www.siglent.com/ens](http://www.siglent.com/ens)