

SDS1004XE series web browser password and user name

August 15, 2018

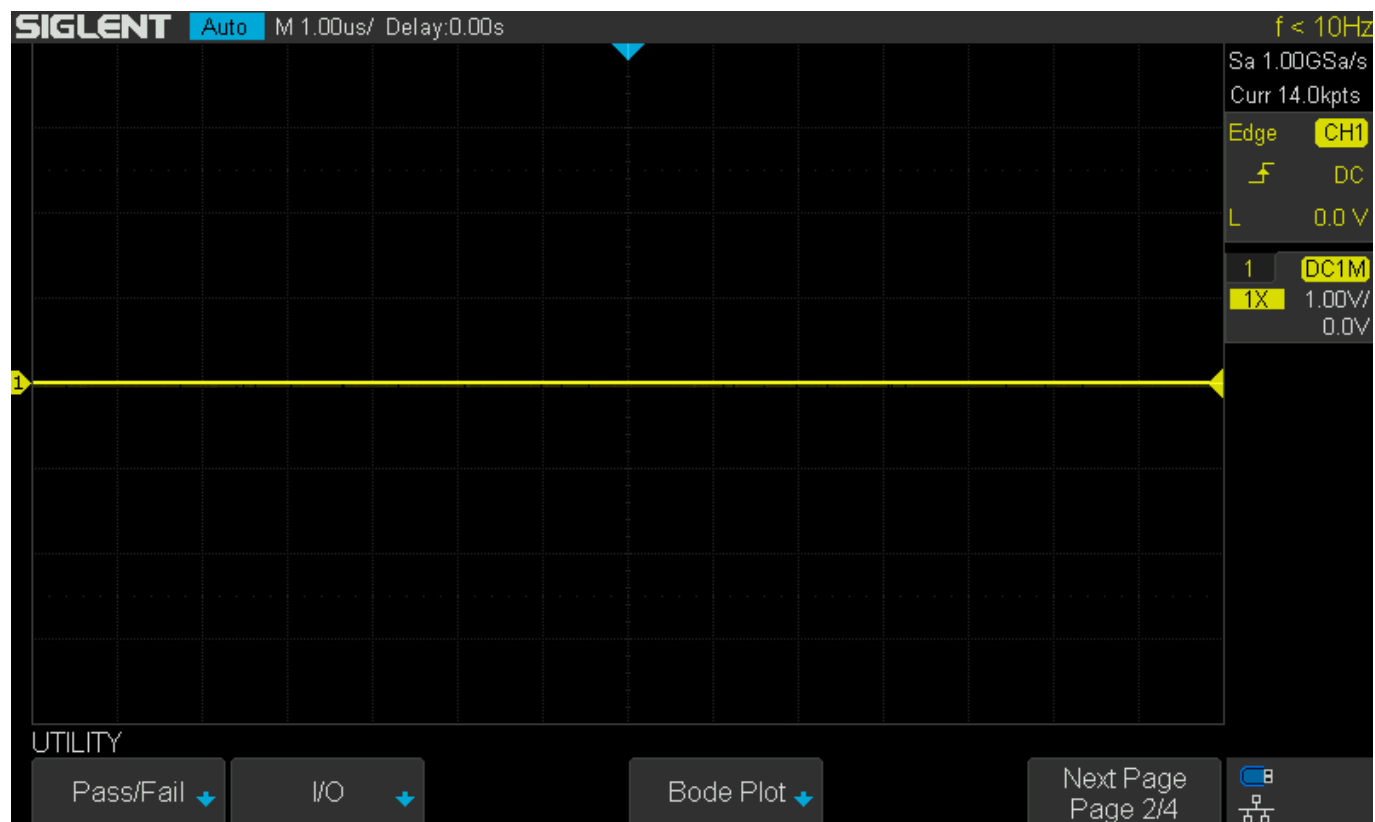
The SIGLENT SDS1004X-E series of oscilloscopes features a web browser that provides easy remote control and monitoring of the scope using a LAN connection.

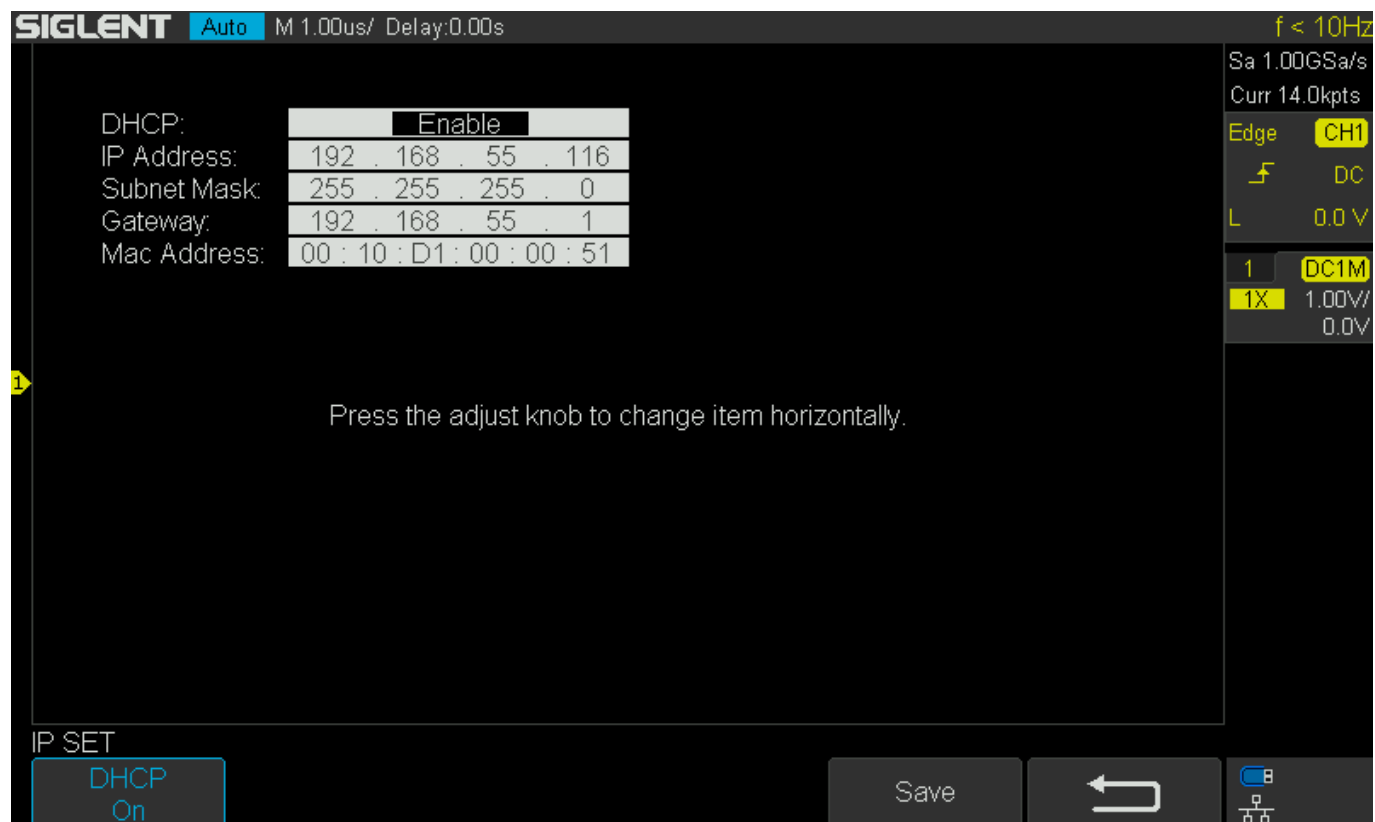
The web browser can be password protected to help control access.

Here are the steps to configure and enable this feature:

1. Connect the oscilloscope to a working LAN
2. Check the IP address of the scope by pressing UTILITY > press Next Page until you are on page 2/4 > I/O > IP Set








3. Open a web browser on a computer that is connected to the same LAN as the scope and enter the address in the address bar. This will open up the web browser on the instrument:

← → ↻ ⓘ Not secure | 192.168.55.116/welcome.php



Home

LAN Configuration

Instrument Control


SCPI

Instrument Infomation

Instrument Model	SDS1204X-E
Manufacturer	Siglent Technologies
Serial Number	SDSMMDBD1R0081
LXI Extended Functions	Null
LXI Version	1.5 LXI Core 2017
MAC Address	00:10:d1:00:00:51
TCP/IP Address	192.168.55.116
Software Version	7.1.6.1.25 R2
Instrument Address String	TCPIP::192.168.55.116::INSTR

4. Click on LAN Configuration and select “Yes” under the Use Password text field.

← → ↻ ⓘ Not secure | 192.168.55.116/lan.php



Home

LAN Configuration

Instrument Control

SCPI

Lan Configuration

TCP/IP Mode	<input checked="" type="radio"/> Auto(DHCP/Auto-IP) <input type="radio"/> Manual
IP Address	192 . 168 . 55 . 116
Subnet Mask	255 . 255 . 255 . 0
Default Gateway	192 . 168 . 55 . 1


Password Settings

Use password	<input checked="" type="radio"/> Yes <input type="radio"/> No
--------------	---

Modify Settings

5. Press Modify Settings and enter your password in both text boxes:

← → ↻ ⓘ Not secure | 192.168.55.116/lan_setting.php



Home

LAN Configuration

Instrument Control

SCPI

Lan Configuration

TCP/IP Mode	<input checked="" type="radio"/> Auto(DHCP/Auto-IP) <input type="radio"/> Manual
IP Address	192 . 168 . 55 . 116
Subnet Mask	255 . 255 . 255 . 0
Default Gateway	192 . 168 . 55 . 1


Apply

Password Settings

Use password	<input checked="" type="radio"/> Yes <input type="radio"/> No
New password	<input type="text"/>
Confirm password	<input type="text"/>

Submit

← → ↻ ⓘ Not secure | 192.168.55.116/lan_setting.php



Home

LAN Configuration

Instrument Control

SCPI

Lan Configuration

TCP/IP Mode	<input checked="" type="radio"/> Auto(DHCP/Auto-IP) <input type="radio"/> Manual
IP Address	192 . 168 . 55 . 116
Subnet Mask	255 . 255 . 255 . 0
Default Gateway	192 . 168 . 55 . 1

Apply

Password Settings

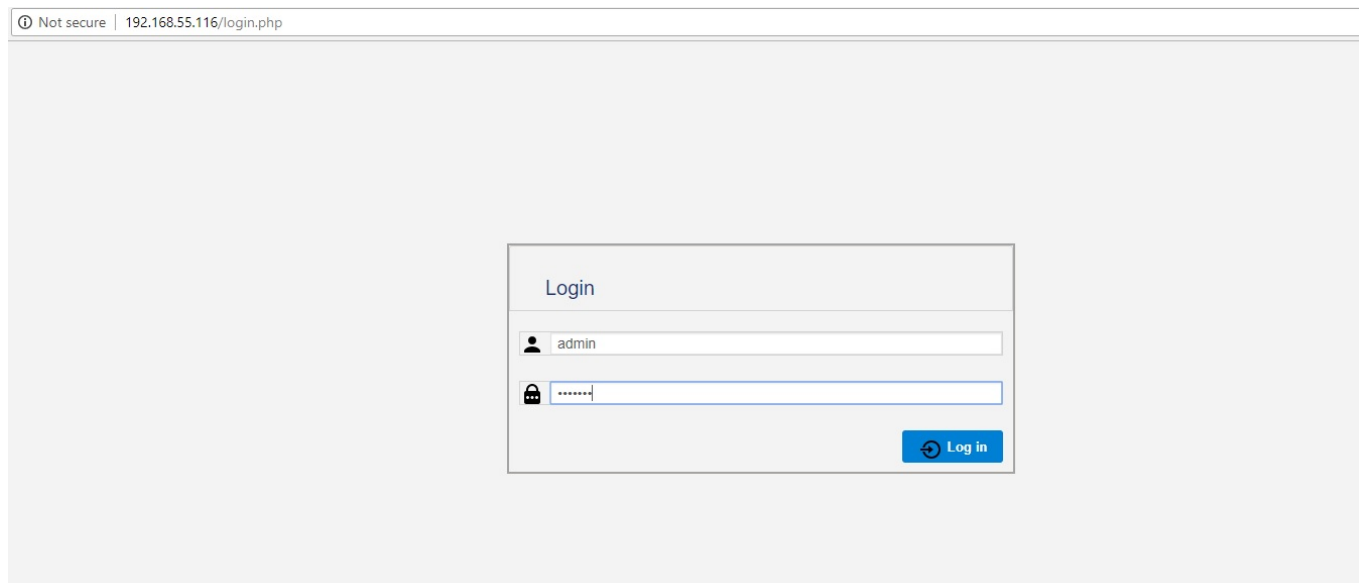
Use password	<input checked="" type="radio"/> Yes <input type="radio"/> No
New password	<input type="password"/>
Confirm password	<input type="password"/>

Submit

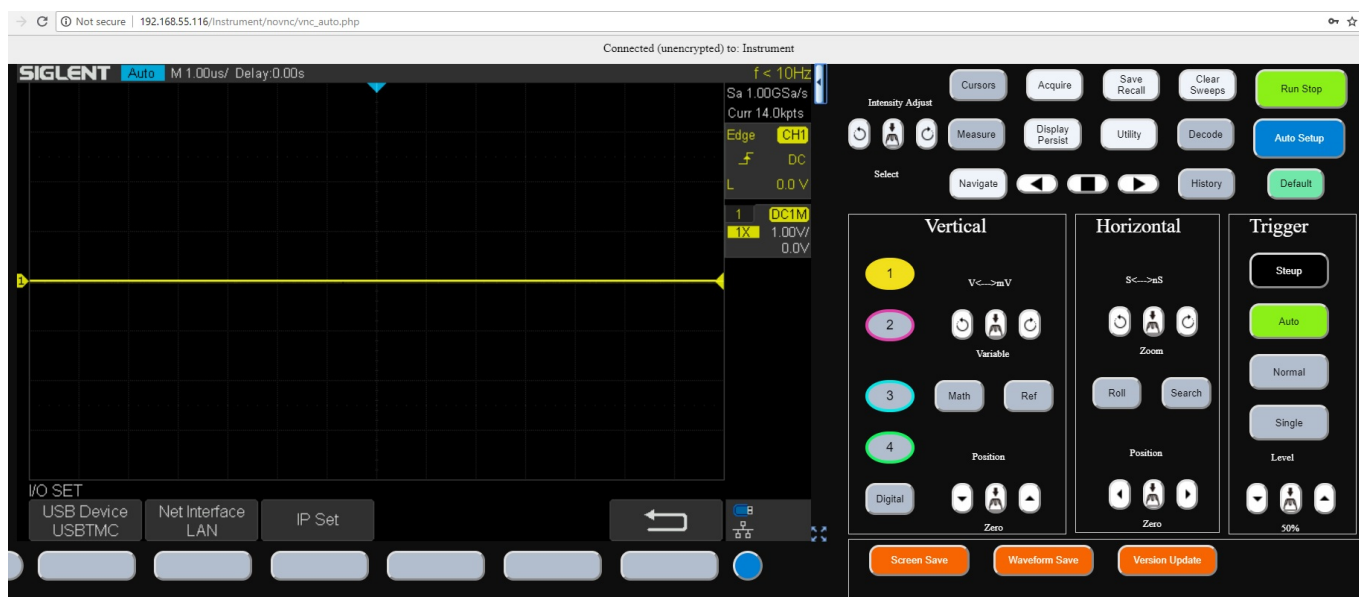
6. Now, when you attempt to log in (click Instrument Control, for example), the instrument will ask you for the User Name and Password.

User Name: admin

Password: The character string you entered previously



7. Now, you have full access to the instrument:





North American Headquarters

SIGLENT Technologies NA
6557 Cochran Rd Solon, Ohio 44139
Tel: 440-398-5800
Toll Free: 877-515-5551
Fax: 440-399-1211
info@siglent.com
www.siglentamerica.com/

European Sales Offices

SIGLENT TECHNOLOGIES GERMANY GmbH
Staetzlinger Str. 70
86165 Augsburg, Germany
Tel: +49(0)-821-666 0 111 0
Fax: +49(0)-821-666 0 111 22
info-eu@siglent.com
www.siglenteu.com

Asian Headquarters

SIGLENT TECHNOLOGIES CO., LTD.
Blog No.4 & No.5, Antongda Industrial Zone,
3rd Liuxian Road, Bao'an District,
Shenzhen, 518101, China.
Tel: + 86 755 3661 5186
Fax: + 86 755 3359 1582
sales@siglent.com
www.siglent.com/ens