

Summary of advanced broadcast/transmission measurements provided with the SSA/SVA option

December 06, 2018

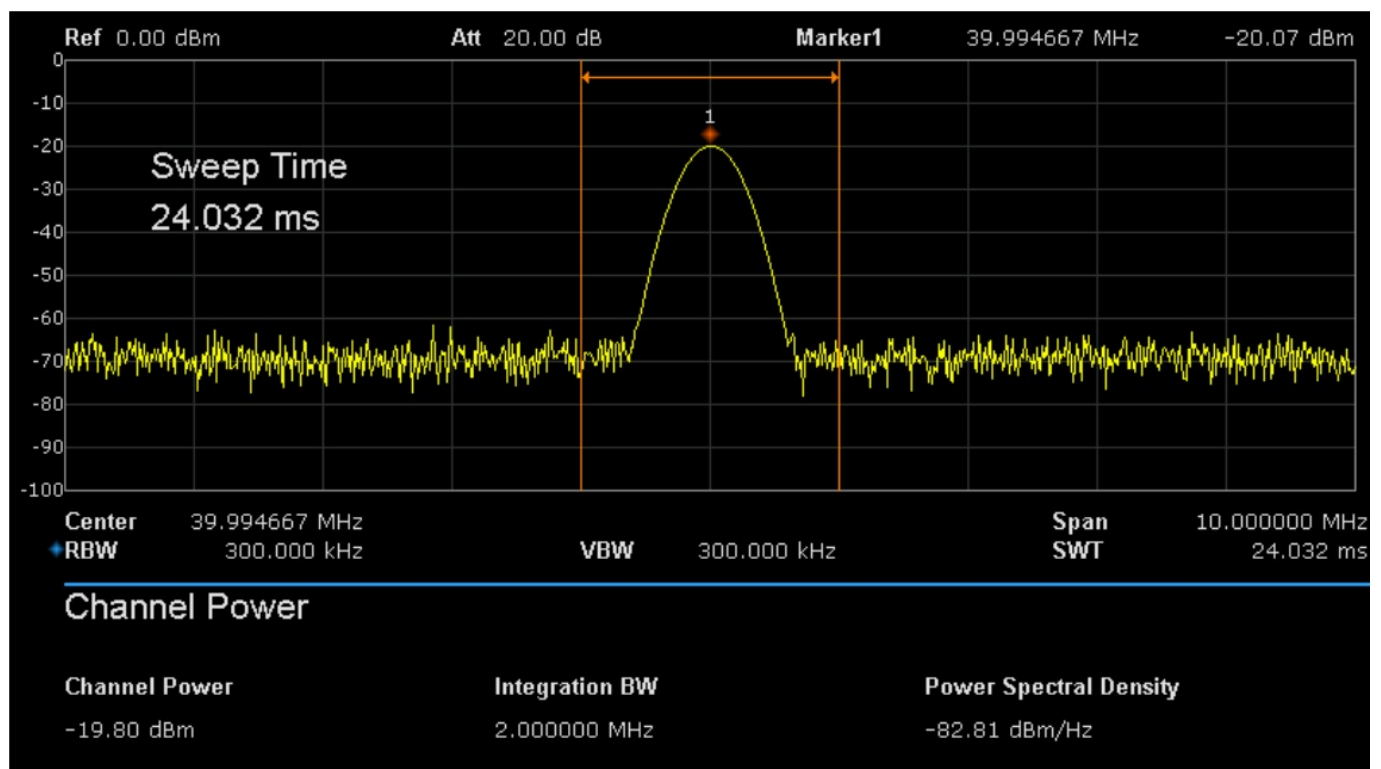
The SSA and SVA products feature optional advanced measurements that are ideal for broadcast and transmission measurement applications.

Here is a summary of the measurements included in the Advanced Measurement Kit (AMK) option:

NOTE: More details can be found in the analyzer Users Guides available [here](#).

Channel Power

Measure the power and power density within the specified channel bandwidth. When this function is enabled, the span and resolution bandwidth are automatically adjusted to smaller values. Select Channel Power and press Meas Setup to set the corresponding parameters.



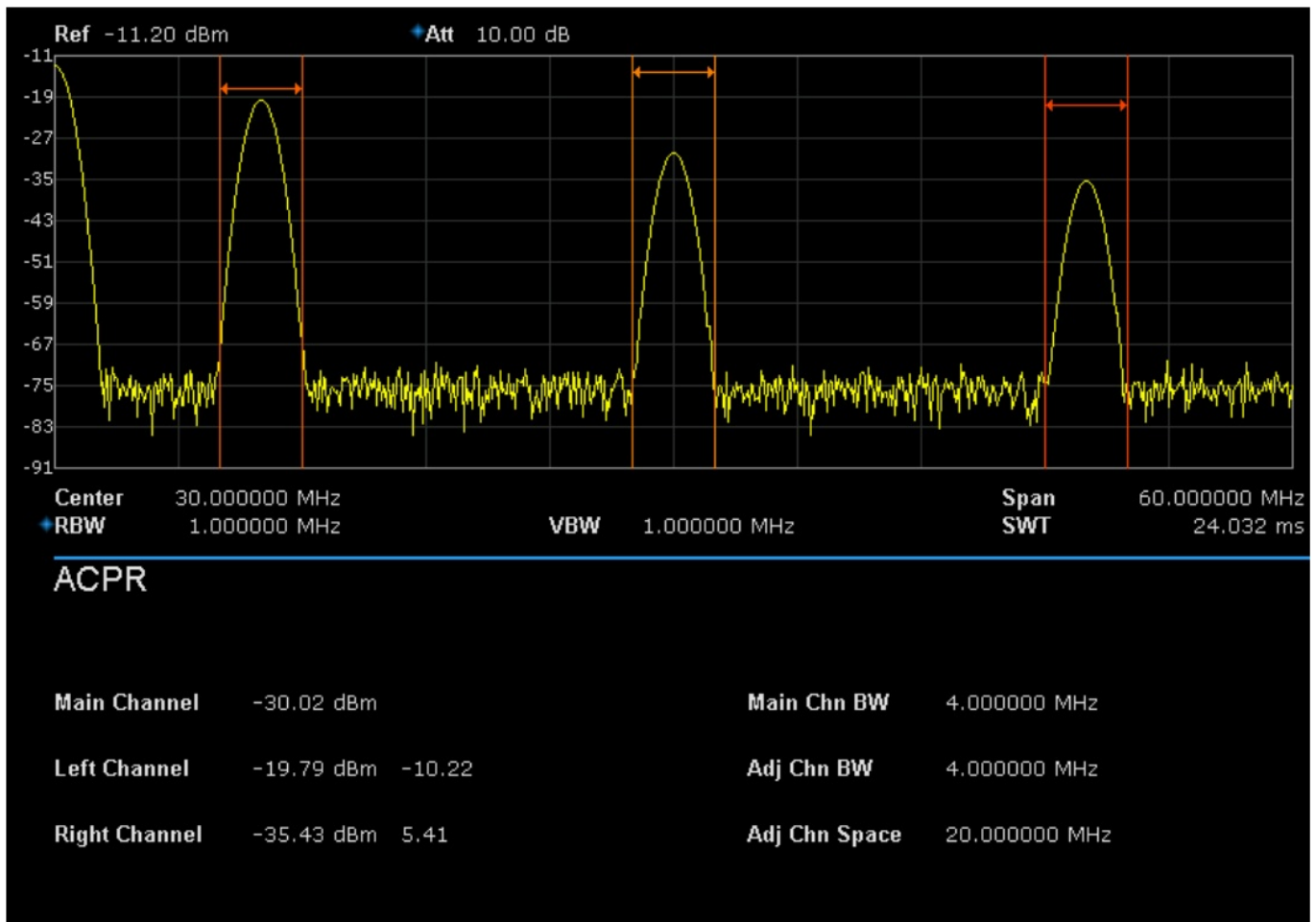
Measurement Results: Channel power and power spectral density.

- Channel Power: Power within the integration bandwidth.
- Power Spectral Density: Power (in dBm/Hz) normalized to 1 Hz within the integration bandwidth.

Measurement Parameters: Center Freq, integration bandwidth, Span, Span power.

ACPR

Measure the power of the main channel and adjacent channels as well as the power difference between the main channel and each of the adjacent channels. When this function is enabled, the span and resolution bandwidth of the analyzer are adjusted to smaller values automatically. Select ACPR and press Meas Setup to set the corresponding parameters.



Adjacent Channel Power Measurement: Main CH Power, Left channel power and Right channel power.

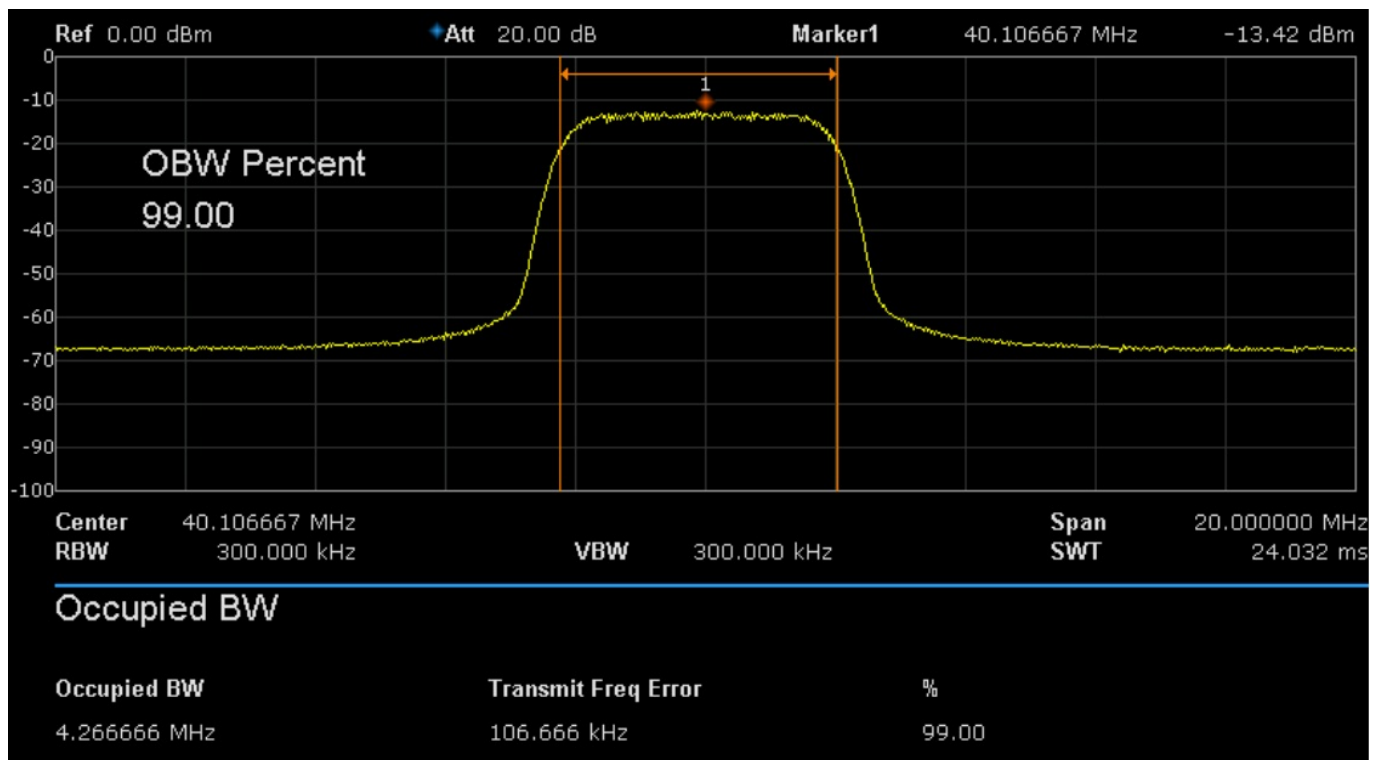
- Main CH Power: Displays the power within the bandwidth of the main power
- Left channel power: Display the power of channel to the left of the main channel and the power difference between the left channel and the main channel (in dBc)
- Right channel power: Display the power of the channel to the right of the main channel and the power difference between

the right channel and the main channel (in dBc)

Measurement parameters: Center frequency, main channel bandwidth, adjacent channel bandwidth and channel spacing

Occupied BW

Integrate the power within the whole span and calculate the bandwidth occupied by this power according to the specified power ratio. The OBW function also indicates the difference (namely "Transmit Freq Error") between the center frequency of the channel under measurement and the center frequency of the analyzer. Select Occupied BW and press Meas Setup to set the corresponding parameters.

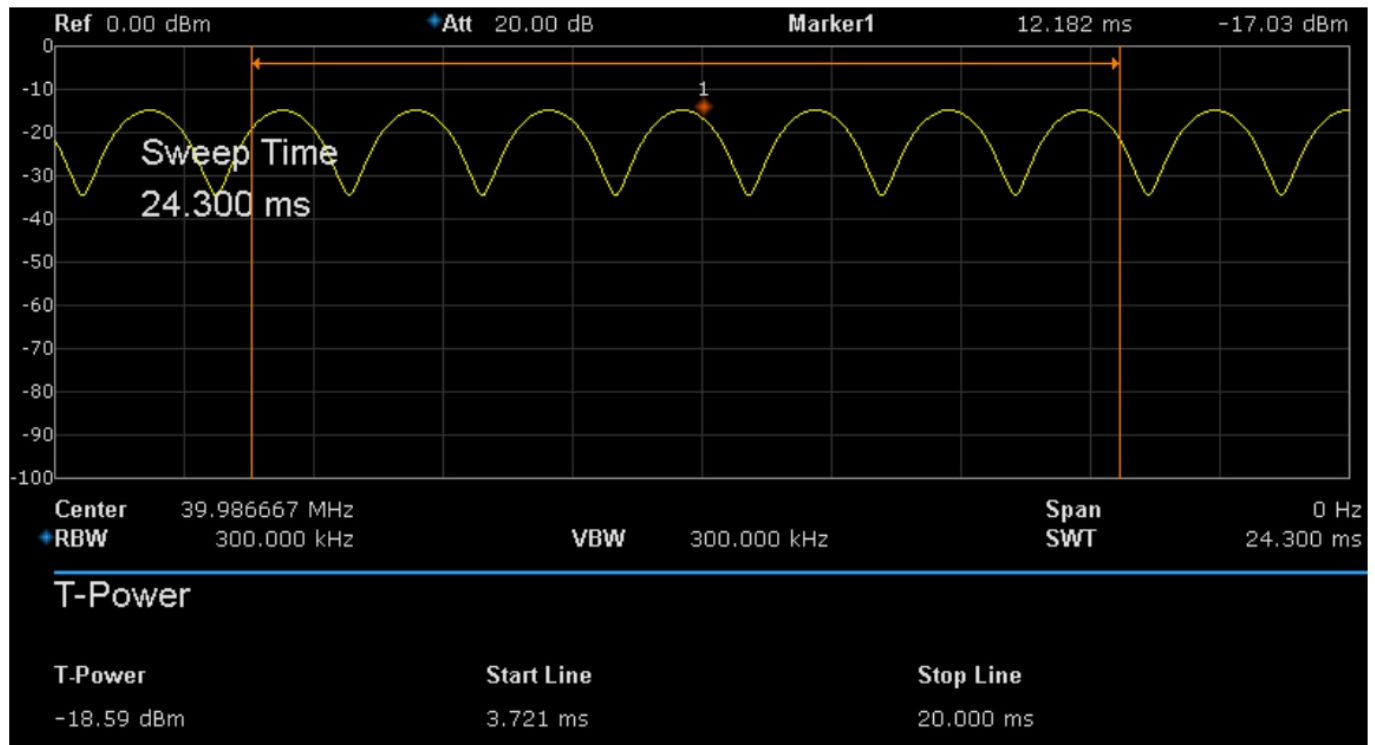


OBW measurement: Occupied bandwidth and transmit frequency error.

- Occupied Bandwidth: Integrate the power within the whole span and then calculate the bandwidth occupied by the power according to the specified power ratio.
- Transmit Frequency Error: The difference between the center frequency of the channel and the center frequency of the analyzer.

T-Power

The system enters zero span mode and calculates the power within the time domain. The types of powers available including: Peak, Average and RMS. Select T-Power and press Meas Setup to set the corresponding parameters.

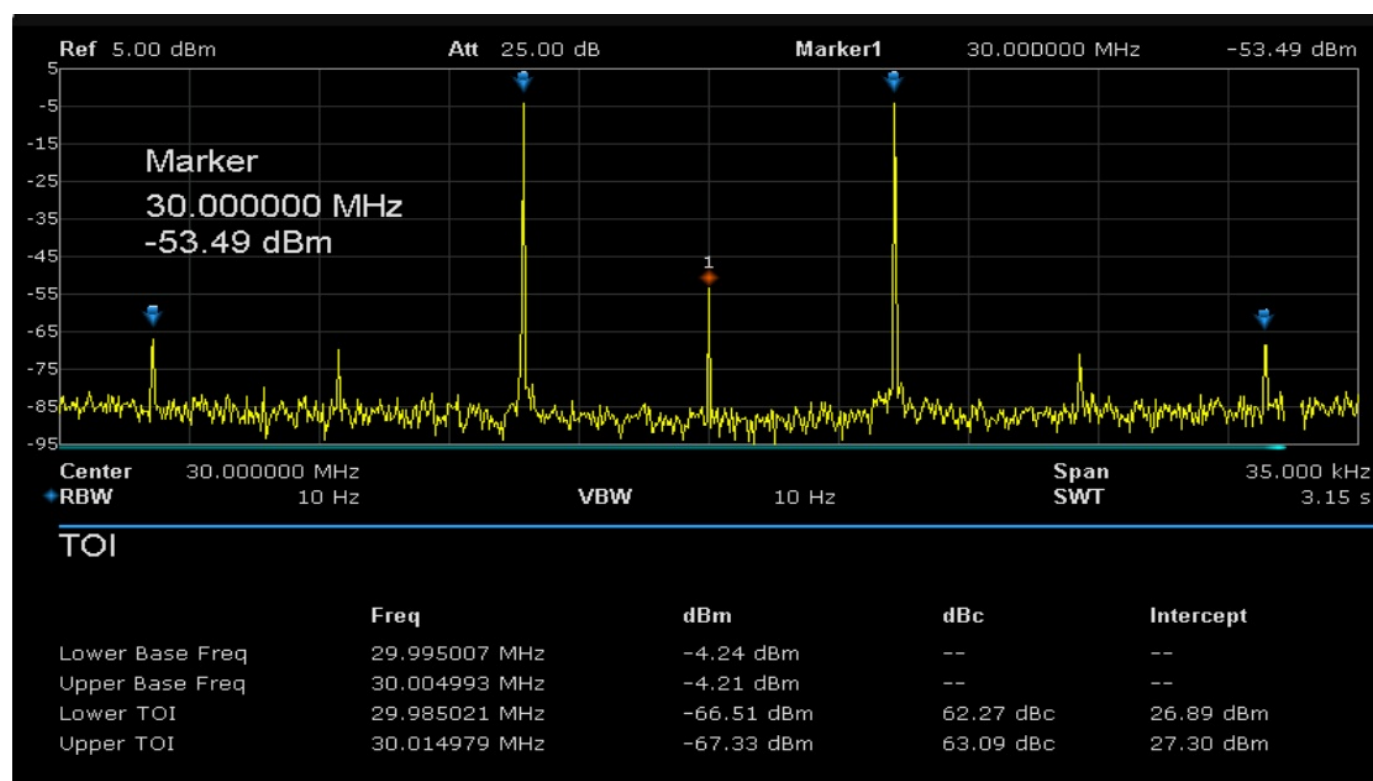


T-Power: The power of the signal from the start line to the stop line.

Measurement Parameter: Center frequency, start line, stop line.

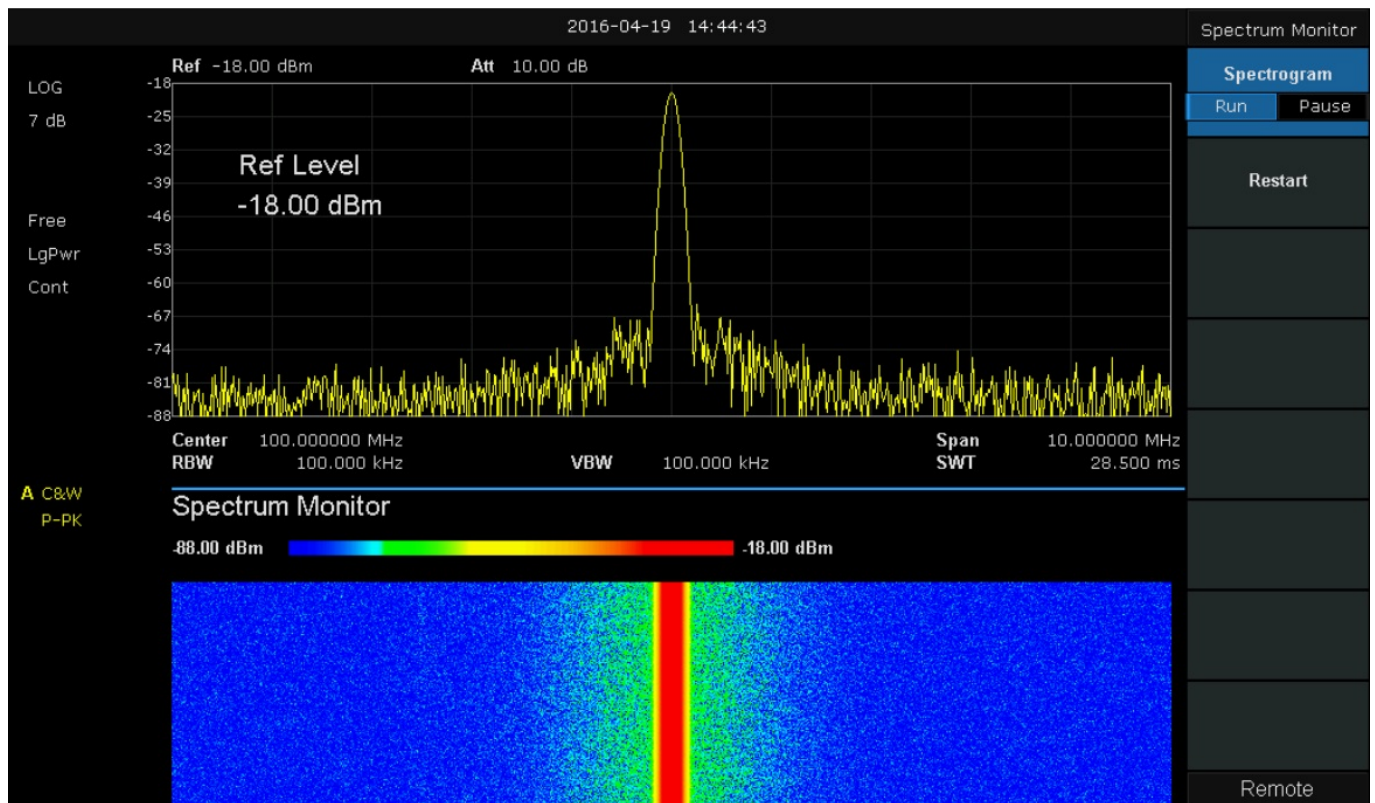
TOI

Automatic measurement of IP3 (Third-order Intercept Point), including the power of the fundamental wave and the Third order in the power domain. Calculate the adjustable Intercept Point.



Spectrum Monitor

Display the power of scanned spectra using color grading as well as collect a “waterfall” chart showing successive scans with respect to time. Select Spectrum Monitor and press Meas Setup to set the corresponding parameters.





North American Headquarters

SIGLENT Technologies NA
6557 Cochran Rd Solon, Ohio 44139
Tel: 440-398-5800
Toll Free: 877-515-5551
Fax: 440-399-1211
info@siglent.com
www.siglentamerica.com/

European Sales Offices

SIGLENT TECHNOLOGIES GERMANY GmbH
Staetzlinger Str. 70
86165 Augsburg, Germany
Tel: +49(0)-821-666 0 111 0
Fax: +49(0)-821-666 0 111 22
info-eu@siglent.com
www.siglenteu.com

Asian Headquarters

SIGLENT TECHNOLOGIES CO., LTD.
Blog No.4 & No.5, Antongda Industrial Zone,
3rd Liuxian Road, Bao'an District,
Shenzhen, 518101, China.
Tel: + 86 755 3661 5186
Fax: + 86 755 3359 1582
sales@siglent.com
www.siglent.com/ens