

Digital Oscilloscope
Waveform Generator
DC power supply
Digital Multimeter
Spectrum Analyzer
Handheld Oscilloscope
Probes & Accessories

Product Selection

The Best Value in Electronic
Test & Measurement



Super Phosphor Oscilloscope



SDS2000X Series

SDS2072X/SDS2074X (70MHz)
SDS2102X/SDS2104X (100MHz)
SDS2202X/SDS2204X (200MHz)
SDS2302X/SDS2304X (300MHz)

Features and Benefits:

- 70MHz, 100MHz, 200MHz, 300MHz models
- Real-time sampling rate up to 2GSa/s
- New generation of SPO technology
 - Waveform capture rate up to 140,000 wfm/s (normal mode), and 500,000 wfm/s (sequence mode)
 - Supports 256-level intensity grading and color temperature display
 - Record length up to 140Mpts
 - Digital trigger system
- Intelligent trigger: Edge, Slope, Pulse, Window, Runt, Interval, Dropout, Pattern and Video (HDTV supported)
- Serial bus triggering and decoder, supports protocols IIC, SPI, UART, RS232, CAN and LIN
- Low background noise, supports 1mV/div to 10V/div voltage scales
- 10 types of one-button shortcuts, including Auto Setup, Default, Cursors, Measure, Roll, History, Display/Persist, Clear Sweeps, Zoom and Print
- Segmented acquisition (Sequence) mode, dividing the maximum record length into multiple segments (up to 80,000), according to trigger conditions set by the user, with a very small dead time segment to capture the qualifying event
- History waveform record (History) function, the maximum recorded waveform length is 80,000 frames
- Automatic measurement function on 37 parameters, Supports statistics, Gating measurement, Math measurement, History measurement and Ref measurement
- Math function (FFT, addition, subtraction, multiplication, division, integration, differential, square root)
- High Speed hardware based Pass/ Fail function
- 16 Digital channels (MSO), Maximum waveform capture rate up to 500 MSa/s, Record length up to 140 Mpt/CH
- 25MHz function/arbitrary waveform generator, built-in 10 types of waveforms
- Large 8 inch TFT-LCD display with 800 * 480 resolution
- Abundant interfaces: USB Host, USB Device (USBTMC), LAN (VXI-11), Pass/Fail, Trigger Out, GPIB (optional)
- Supports SCPI remote control commands
- Supports Multi-language display and embedded online help



SDS1000X Series

SDS1102X / SDS1102X-S (100MHz)
SDS1202X / SDS1202X-S (200MHz)

Features and Benefits:

- 200MHz, 100MHz, bandwidth models
- Real-time sampling rate up to 1GSa/s
- Record length of 14Mpts
- Waveform capture rate up to 60,000 wfs/s
- New generation of SPO technology
- Supports 256-level intensity grading and color temperature display
- Intelligent trigger: Edge, Slope, Pulse, Window, Runt, Interval, Time out (Dropout), Pattern
- Serial bus triggering and decode, supports protocols I2C, SPI, UART/RS232, CAN, LIN, Video trigger (supports HDTV)
- Low background noise, supports 500 μ V / div to 10V / div voltage scales
- 10 types of one-button shortcuts, supports Auto Setup, Default Setup, Cursor, Measure, Roll, History, Persistence, Clear Sweep, Zoom and Print
- Segmented acquisition (Sequence) mode, the maximum record length can be divided into 1000 segments, according to trigger conditions set by the user, with a very small dead time segments to capture qualifying event
- History waveform record (History) function, the maximum recorded waveform length is 80,000 frames
- 36 automatic measurement function, supports statistics calculations, Gating measurement, Math measurement, History measuring, Ref measurement
- Waveform math function (FFT, addition, subtraction, multiplication, division, integration, differentiation, square root)
- High Speed hardware based Pass/ Fail function
- 25MHz DDS arbitrary waveform generator, built-in 10 kinds of waveforms (SDS1000X-S models)
- Large 8 inch TFT-LCD display with 800 * 480 resolution
- Abundant interfaces: USB Host, USB Device (USBTMC), LAN (VXI-11), Pass / Fail, Trigger Out
- Supports SCPI remote control commands
- Supports Multi-language display and embedded online help

Digital Storage Oscilloscope



SDS1000CFL Series

SDS1074CFL (70MHz)
SDS1104CFL (100MHz)
SDS1202CFL/SDS1204CFL (200MHz)
SDS1302CFL/SDS1304CFL (300MHz)

Features and Benefits:

- Provide 2/4 analog channels, 24K pts memory depth
- 2GSa/s real time sampling rate, 50GSa/s equivalent sampling rate
- 7 inch (8*18 div) color TFT-LCD
- Trigger types: Edge, Pulse, Video, Slope and Alternative
- Interface: Dual USB Host, USB Device; LAN; Pass/Fail
- 32 kinds of automatic waveform measurements and unique digital filter function
- 6 digits hardware frequency counter, real time counting display
- Support USB-TMC, VXI-11 protocol and SCPI programming command control



SDS1000CML Series

SDS1072CML (70MHz)
SDS1102CML (100MHz)

Features and Benefits

- Provide 2 analog channels, 2M pts memory depth
- 1G Sa/s real time sampling rate, 50GSa/s equivalent sampling rate
- Trigger types: Edge, pulse, Video, Slope, Alternative
- Unique digital filter and data recorder function
- Interface: USB Device, USB Host, RS-232, Pass/Fail
- 32 Kinds of automatic waveform measurements, 10 groups of waveforms, 20 groups of settings
- 6 digits hardware frequency counter, real time counting display
- Support USB-TMC protocol and SCPI programming command control

www.siglent.com



SDS1000DL Series

SDS1052DL (50MHz)

Features and Benefits

- Provide 2 analog channels, 32K pts memory depth
- 500MSa/s real time sampling rate, 50GSa/s equivalent sampling rate
- Trigger types: Edge, pulse, Video, Slope, Alternative
- Unique digital filter and data recorder function
- Interface:
 - USB Host: support USB storage and firmware upgrade
 - USB Device: support PC remote control and PictBridge
 - RS-232
 - Pass/Fail
- 32 Kinds of automatic waveform measurements and unique digital filter function
- 6 digits hardware frequency counter, real time counting display
- Embedded 12 languages, online help
- Support USB-TMC protocol and SCPI programming command control

Function/Arbitrary Waveform Generator



SDG5000 Series

SDG5162 (160MHz)

Features and Benefits

- 4.3 inch color TFT-LCD, DDS technology, dual channels output, phase adjustable
- 500MSa/s sampling rate, 14 bit vertical resolution, 512K pts max wave length
- 2 ppm high frequency stability, -116dBm/Hz low phase noise
- Output signal and the rack earth is isolated to ensure the purity of testing system
- Excellent high frequency-high amplitude characteristic, amplitude can reach 20Vpp (high impedance) with a 40MHz output frequency
- Output pulse signal with low jitter, fast rising and falling edge (independent from frequency)
- Duty adjustability: 0.0001%~99.9999%, edge and pulse width can be a wide range
- Support USB-TMC protocol and SCPI programming command control
- Abundant modulation functions, sweep-frequency output, burst output



SDG1000 Series

SDG1010 (10MHz)

SDG1025 (25MHz)

SDG1050 (50MHz)

Features and Benefits

- 3.5 inch color TFT-LCD, DDS technology, dual channels output, phase adjustable
- 125MSa/s sampling rate, 14 bit vertical resolution, 16K pts max wave length
- 5 types of standard waveforms, built-in 46 types of arbitrary waveforms
- Built-in high precision frequency counter, frequency up to 200MHz
- Abundant modulation functions, sweep-frequency output, burst output
- Interfaces: USB-Device, USB Host, Support USB storage and software upgrade
- Support USB-TMC protocol and SCPI programming command control



SDG2000X Series

SDG2042X (40MHz)

SDG2082X (80MHz)

SDG2122X (120MHz)

Features and Benefits

- Dual-channel, 120MHz maximum bandwidth, 20Vpp maximum output amplitude, high fidelity output with 80dB dynamic range
- High-performance sampling system with 1.2GSa/s sampling rate and 16-bit vertical resolution. No detail in your waveforms will be lost
- Innovative TrueArb technology, based on a point-by-point architecture, supports any 8pts~8Mpts Arb waveform with a sampling rate in range of 1 μ Sa/s~75MSa/s
- Innovative EasyPulse technology, capable of generating lower jitter Square or Pulse waveforms, brings a wide range and extremely high precision in pulse width and rise/fall time adjustments
- Plenty of analog and digital modulation types: AM, DSB-AM, FM, PM, FSK, ASK and PWM
- Sweep and Burst function; Harmonics mode supported
- High precision Frequency Counter
- Standard interfaces: USB Device, USB Host, LAN (VXI-11), support U Disk storage and software, upgrading GPIB port is optional
- 4.3" touch screen display for easier operation



SDG800 Series

SDG805 (5MHz)

SDG810 (10MHz)

SDG830 (30MHz)

Features and Benefits

- Advanced DDS technology, 3.5 inch color TFT-LCD
- 125MSa/s sampling rate, 14 bit vertical resolution, 16K pts max wave length
- 5 types of standard waveforms, built-in 46 types of arbitrary waveforms, sync signal output, 1 μ Hz frequency resolution
- Complete modulation functions: AM, DSB-AM, FM, PM, FSK, ASK, PWM, linear/logarithmic sweep and burst
- Innovative EasyPulse technology, can output pulse of low jitter, quick rising/falling edge
- Support USB-TMC protocol and SCPI programming command control
- Arbitrary waveform edit software, provides lots of painting method, capable of edit complicate waveform quickly and precisely

Programming Linear DC Power Supply



SPD3000X Series

SPD3303X (1mV,1mA)
SPD3303X-E (1mV,1mA)

Features and Benefits

- 3 independent controlled and isolated outputs, 32V/3.2A×2, 2.5V/3.3V/5V/3.2A×1, total 220W
- 5 digits Voltage, 4 digits Current Display, Minimum Resolution: 1mV/1mA (SPD3303X)
- Supports front panel timing output functions
- 4.3 inch true color TFT- LCD 480x272 display
- 3 types of output modes: independent, series, parallel
- 100V/120V/220V/230V compatible design to meet the needs of different power grids
- Intelligent temperature-controlled fan, effectively reducing noise
- Clear graphical interface, with the waveform display function
- Internal 5 groups of system parameter save/recall, supports data storage space expansion
- Provides PC software: EasyPower, supports SCPI, LabView driver



SPD3000C Series

SPD3303C (10mV,10mA)

Features and Benefits

- 3 independent high precision output: 30V/3A*2,2.5V/3.3V/5V/3A*1,total 195W power
- 4 digits voltage and 3 digits current display, min resolution: 10mV, 10Ma
- Support timing programming and timing output
- Three output modes: independent, series and parallel connect, enhance output power range
- 100V/120V/220V/230V compatible design, to meet the need of different power grids
- Smart temperature controlled fan, effectively reduce the noise
- Save/Recall 5 group system specifications, support data storage expansion
- provide EasyPower software to meet the control and communication needs
- Support USB-TMC protocol and SCPI remote command, LabView driver

Digital Multimeter



SDM3000 Series

SDM3055
SDM3055A

Features and Benefits

- 4.3 inch (480*272) true color TFT-LCD large display
- True RMS 5 1/2- digital multimeter
- Up to 150rdgs/s measurement speed
- True-RMS AC Voltage and AC Current measuring
- 1Gb Nand flash size, Mass storage configuration files and data files
- Built-in cold terminal compensation for thermocouple- based measurements
- Standard interfaces: USB Device, USB Host, LAN, GPIB (Only for SDM3055A)
- Support remote control via commands and compatible with commands of main stream multimeters
- Support dual-display
- Support EasySDM computer software

Spectrum Analyzer



SSA3000X Series

SDS3032X (9KHz~3.2GHz)
SDS3021X (9KHz~2.1GHz)

Features and Benefits:

- All-Digital IF Technology
- Frequency Range from 9 kHz up to 3.2 GHz
- -161 dBm/Hz Displayed Average Noise Level (Typ.)
- -98 dBc/Hz @10 kHz Offset Phase Noise (1 GHz, Typ.)
- Total Amplitude Accuracy < 0.7 dB
- 10 Hz Minimum Resolution Bandwidth (RBW)
- Standard Preamplifier
- Up to 3.2 GHz Tracking Generator Kit (Opt.)
- Reflection Measurement Kit (Opt.)
- Advanced Measurement Kit (Opt.)
- EMI Pre-compliance Measurements Kit (Opt.)
- 10.1 Inch WVGA (1024x600) Display

Handheld Oscilloscope



SHS1000 Series

SHS1062 (60MHz)
SHS1102 (100MHz)

Features and Benefits

- Completely isolated oscilloscope channels, isolated between oscilloscope and multimeter channels
- Oscilloscope isolation level : CAT I 1000V and CAT II 600V
- Combines the functions of oscilloscope, multimeter and recorder in one instrument
- Support waveform print and USB storage
- 60/100MHz bandwidth ,2 input channels,2 M pts memory depth
- 1GSa/s real time sampling rate,50GSa/s equivalent sampling rate
- Equipped with high precision multimeter and many usual testing functions
- 3 kinds of cursor mode, 32 kinds of automatic waveform measurements
- 5.7 inch color TFT-LCD
- Support trend plot and long time data recorder function














SHS800 Series














SHS806 (60MHz)
SHS810 (100MHz)
SHS820 (200MHz)

Features and Benefits

- Combines the functions of oscilloscope, multimeter and recorder in one instrument
- Support waveform print and USB storage
- 60/100/200MHz bandwidth ,2 input channels,2 M pts memory depth
- 1GSa/s real time sampling rate, 50GSa/s equivalent sampling rate
- Equipped with high precision multimeter and many usual testing functions
- 3 kinds of cursor mode, 32 kinds of automatic waveform measurements
- 5.7 inch color TFT-LCD
- Support trend plot and long time data recorder function

Probes and Accessories

Type	Model	Picture	Specifications
Passive Probe	PB470 PP510 PP215 PP430		PB470,70M bandwidth PP510,100 MHz bandwidth PP215,200 MHz bandwidth PP430,300 MHz bandwidth 1X/10X decay, 1M/10Mohm, 300V/600V
	PB925		Bandwidth 250MHz, fixed 10X decay, the rise time of about 1.2ns, input capacitance: 16pF, compensation range: 10pF-35pF, input impedance 10MΩ, length 120cm, safe voltage levels: CAT II 1000V, CAT III 600V
	PB830		Bandwidth 300MHz, fixed 10X decay, the rise time of about 1ns, input capacitance: 16pF, compensation range: 10pF-20pF, input impedance 10MΩ, length 140cm, safe voltage levels: CAT II 1000V, CAT III 600V
Current Probe	CP4020		Bandwidth: 100KHz; Maximum continuous current 20Arms; Peak current 60A; Switching ratio: 50mV/A; 5mV/A; DC measurement accuracy: 50mV/A (0.4A-10ApK) ± 2%; 5mV/A (1A-60ApK)±2%; 9V battery-powered
	CP4050		Bandwidth: 1MHz; Maximum continuous current 50Arms; Peak current 140A; Switching ratio: 500mV/A; 50mV/A; DC measurement accuracy: 500mV/A (20mA-14ApK) ±3%±20mA; 50mV/A (200mA-100ApK)±4%± 200mA; 50mV/A (100A-140ApK)±15% max; 9V battery-powered
	CP4070		Bandwidth: 150KHz; Maximum continuous current 70Arms;Peak current 200A; Switching ratio: 50mV/A; 5mV/A; DC measurement accuracy: 50mV/A (0.4A-10ApK) ±2%, 5mV/A (1A-200ApK)±2%;9V battery-powered
	CP4070A		Bandwidth: 300KHz; Maximum continuous current 70Arms; Peak current 200A;Switching ratio: 100mV/A;10mV/A; DC measurement accuracy: 100mV/A(50mA-10ApK) ±3%±50mA; 10mV/A (500mA-40ApK) ±4%±50mA; 10mV/A (40A-200ApK) ±15%max; 9V battery-powered
	CP5030		Bandwidth: 50MHz; Maximum continuous current 30Arms; Peak current 50A;Switching ratio: 100mV/A; 1V/A; AC/DC measurement accuracy: 1A(±1%±1mA); 100mV/A(±1%±10mA); Standard DC12V/1.2A power adapter
	CP5030A		Bandwidth: 100MHz; Maximum continuous current 30Arms; Peak current 50A;Switching ratio: 100mV/A; 1V/A; AC/DC measurement accuracy: 1A(±1%±1mA); 100mV/A(±1%±10mA); Standard DC12V/1.2A power adapter
	CP5150		Bandwidth: 12MHz; Maximum continuous current 150Arms; Peak current 300A;Switching ratio: 100mV/A; 1V/A; AC/DC measurement accuracy: 100mV/A(±1%±1mA); 10mV/A(±1%±10mA); Standard DC12V/1.2A power adapter
	CP5500		Bandwidth: 5MHz; Maximum continuous current 500Arms; Peak current 750A; Switching ratio: 100mV/A; 10mV/A; AC/DC measurement accuracy: 100mV/A(±1%±1mA); 10mV/A(±1%±10mA); Standard DC12V/1.2A power adapter

Type	Model	Picture	Specifications
High Voltage Differential Probe	DPB4080		Bandwidth: 50MHz; Maximum input differential voltage 800V (DC + Peak AC); Range selection (attenuation ratio):10X/100X; Accuracy: $\pm 1\%$; Standard DC 9V/1A power adapter
	DPB5150		Bandwidth: 70MHz; Maximum input differential voltage 1500V (DC + Peak AC); Range selection (attenuation ratio): 50X/500X; Accuracy: $\pm 2\%$; Standard 5V/1A USB power adapter
	DPB5150A		Bandwidth: 100MHz; Maximum input differential voltage 1500V (DC + Peak AC); Range selection (attenuation ratio): 50X/500X; Accuracy: $\pm 2\%$; Standard 5V/1A USB power adapter
	DPB5700		Bandwidth: 70MHz; Maximum input differential voltage 7000V (DC + Peak AC); Range selection (attenuation ratio): 100X/1000X; Accuracy: $\pm 2\%$; Standard 5V/1A USB power adapter
	DPB5700A		Bandwidth: 100MHz; Maximum input differential voltage 7000V (DC + Peak AC); Range selection (attenuation ratio): 100X/1000X; Accuracy: $\pm 2\%$; Standard 5V/1A USB power adapter
High Voltage Probe	HPB4010		Bandwidth: 40MHz; Maximum measurement voltage DC: 10KV; AC(rms): 7KV (sine); AC (Vpp): 20KV (Pulse); attenuation ratio:1:1000; Accuracy: $\leq 3\%$
Logic Probe	SPL1008		Logic Probe for SDS2000 series , 8-channel, 500MSa/s
	SPL2016		Logic Probe for SDS2000X series , 16-channel, 500MSa/s
Near-field probe	SRF5030		Four near-field probes; Frequency range: 30MHz ~ 3GHz; resolution 25mm; distinguished within 10cm range of the magnetic field; for EMI radiation interference and the intensity detector
Preamplifier	EM5020		Maximum linear output power 10dBm; Frequency range: 9KHz ~ 3GHz; typical gain of about 20dB ~ 30dB; Maximum input power 13dBm ~ 15dBm
Isolated front end	ISFE		Realize isolation among ordinary oscilloscope channels, isolation between the measured signal and ground, use USB 5V power supply, plug and play, the maximum input voltage of up to $\pm 600V_{pk}$
GPIB	USB-GPIB		The USB Device interface extends into the GPIB interface, USB-GPIB adapter can more easily complete the task of the operation command through the GPIB, USB follow the USB2.0 specification, GPIB follow the IEEE488.2 standard
Demo board	STB Test Board		Output signals include square waves, sine, random, pulse, BURST, fast edge signal and amplitude modulation signal, 10 kinds of signals

Type	Model	Picture	Specifications
Deskew fixture	DF2001A		Supporting power analysis software for calibration phase voltage and current probes generated during transmission
Cable	N-BNC-6L		N-BNC cable for SSA3000X Series; 6GHz bandwidth
	N-N-6L		N-N cable for SSA3000X Series; 6GHz bandwidth
	N-SMA-6L		N-SMA cable for SSA3000X Series; 6GHz bandwidth
Reflection Bridge	RBSSA3X20		Reflection bridge for SSA3000X Series; Refl-SSA3000X, RB (1 MHz~2 GHz), N (M) -N (M) adaptor (2 pcs)
SSA3000X Utility Kit	UKitSSA3X		Utility Kit for SSA3000X Series: N (M) -SMA (M) cable, N (M) -N (M) cable, N (M) -BNC (F) adaptor (2 pcs), N (M) -SMA (F) adaptor (2 pcs), 10 dB attenuator;

About SIGLENT

SIGLENT is an international high-tech company, concentrating on R&D, sales, production and services of test & measurement instruments.

SIGLENT began developing Digital Oscilloscope independently in 2002. After more than a decade of development, SIGLENT has extended its products to include digital oscilloscopes, function/arbitrary waveform generators, digital multimeters, DC power supplies, spectrum analyzers, isolated handheld oscilloscopes and other general purpose test instrumentation. Since its first oscilloscope ADS7000 series launched in 2005, SIGLENT has become the fastest growing manufacturer of digital oscilloscope over the past 14 years. Today, SIGLENT is the best value in electronic test & measurement.

Headquarter:

SIGLENT TECHNOLOGIES CO., LTD.
Add: Blog No.4 & No.5, Antongda Industrial
Zone, 3rd Liuxian Road, Bao'an District,
Shenzhen, 518101, China.
Tel: + 86 755 3661 5186
Fax: + 86 755 3359 1582
Email: sales@siglent.com;
Website: <http://www.siglent.com/ens/>

USA:

SIGLENT Technologies America, Inc
6557 Cochran Rd Solon, Ohio 44139
Tel: 440-398-5800
Toll Free: 877-515-5551
Fax: 440-399-1211
Email: info@siglent.com
Website: www.siglentamerica.com

Europe:

SIGLENT TECHNOLOGIES EUROPE GmbH
ADD: Liebigstrasse 2-20, Gebaeude 14,
22113 Hamburg Germany
Tel: +49(0)-819-95946
Fax: +49(0)-819-95947
Email: info-eu@siglent.com
Website: www.siglenteu.com

**Follow us on
Facebook: SiglentTech**



PS16JA-E01A